

i-projecttracker.com

Project Management Information System

Track your Projects from Anywhere

PROJECTTRACKER
We Add Value

Home | Features | Screen Shot | Pricing | Tutorials | Login

Track your project from anywhere and anytime.

- Monitor Milestones with weight% for Actual and Planned
- Monthly Milestone status and project Highlights
- Post Deliverables and approve/reject through email by the stakeholder.
- Gantt Chart to monitor the project at task level.
- Reporting and Dashboard at any device on your move.

Stacked Grouped BarLine Chart

Count of Promethis (Left Y-axis, 0 to 14000)
% of Summing (Right Y-axis, 0% to 7%)

Group: A, B, C, D

0.3 | 0.9

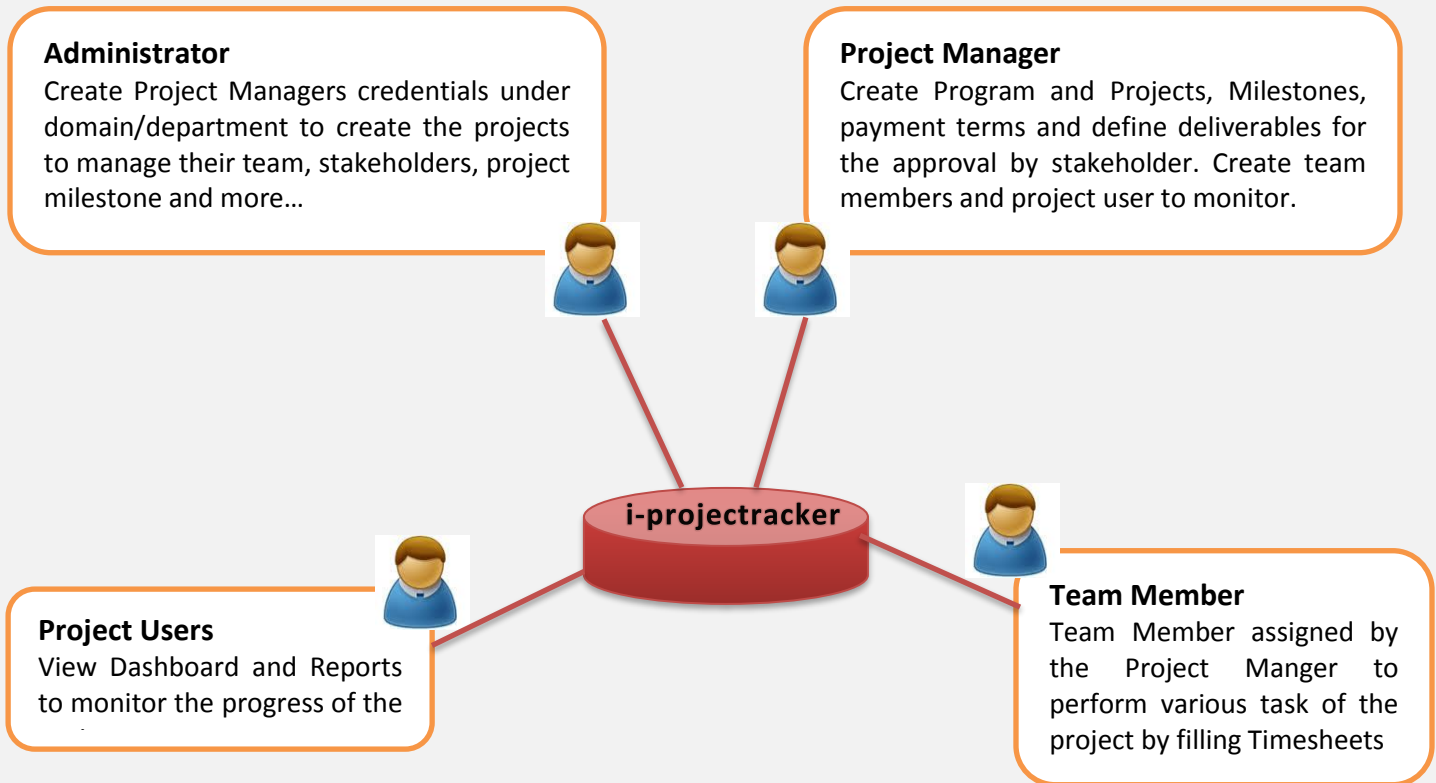
Create Program Project | Setup Milestones | Assign Deliverable | Setup Payment Terms | Post Deliverables | Post Issues Risks | Close Project

Leave a Message

Project Management Information System

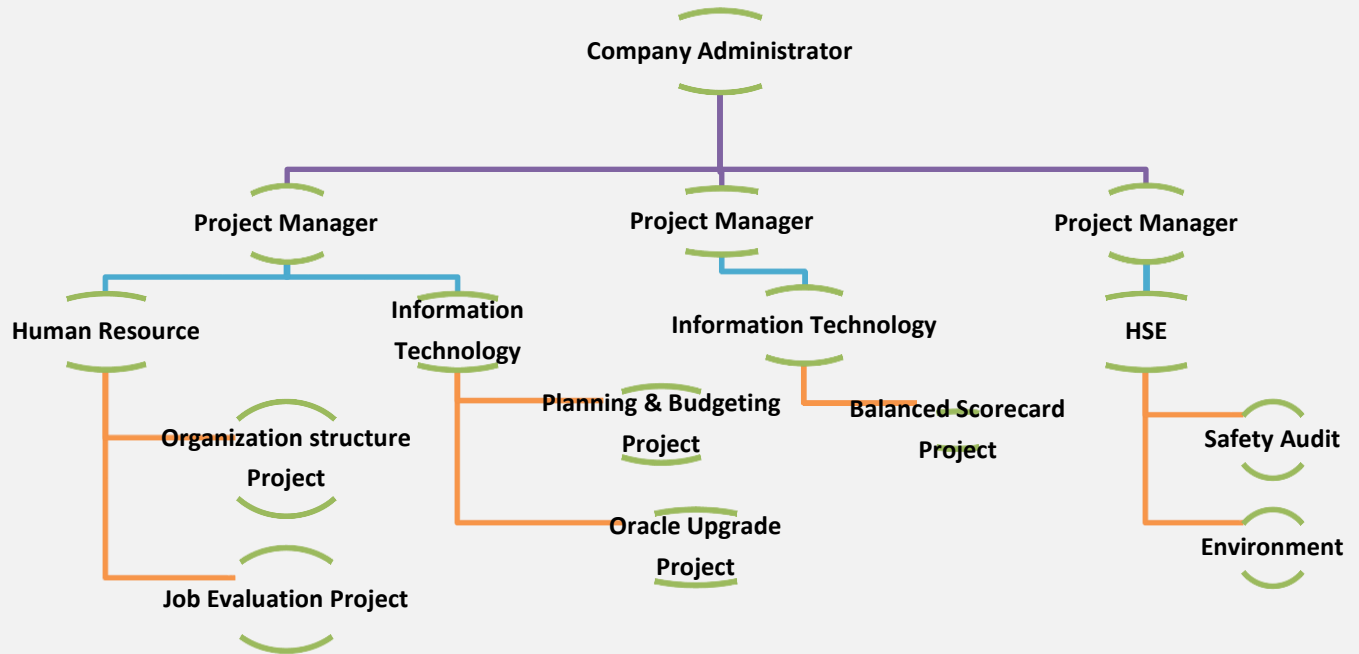
Overview

i-projectracker.com is an online comprehensive Project Management Information System software that helps you Plan, Track and Report on projects. With its unique Project Dashboard, milestone, deliverables and Project Reporting, it helps you to deliver your projects on time and under budget. This diagram shows how you can use it to achieve project success:



Project Management Information System

Application Architecture



Explanation

Company Administrator will create **Project Managers** for the department/domain who he/she will be tracking the project by performing the following activities:

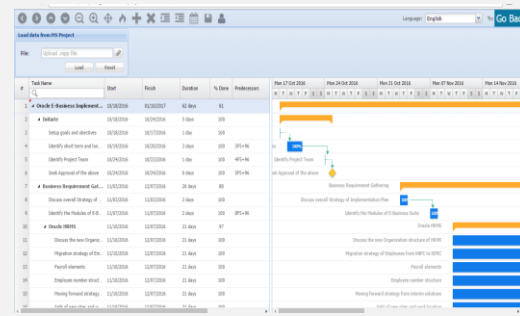
- Create Program/Project
- Create Vendor information
- Create Currency Codes
- Create Stake holders
- Create Project Team members and Positions
- Create Milestones and its deliverables
- Upload MS Project into the i-Projectracker.com
- Create Payment Terms
- Post Deliverables
- Send email for deliverable approval to the stakeholders

Team Members will work on the Project and fill his hours in time sheet for the respective milestone. Team Members are created by the Administrator and assigned by the PM for the projects.

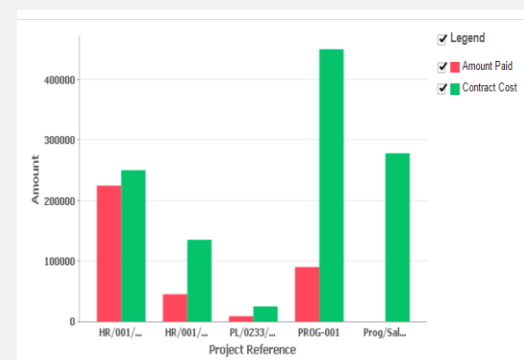
Project Users is the users to view the Project Details against assigned by the Administrator.

Main Features of the Application

Gantt Chart



Business Intelligence Reports



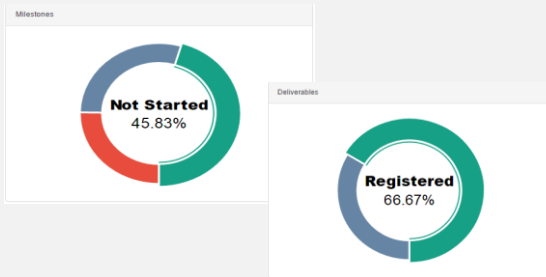
Milestone % Completion Status

Milestone ID	Milestone Name	Weight	Plan %	Weight Plan %	Actual %	Weight Actual %	Plan completion date	Actual Completion date
ML-001	Business Requirement Definition and Analysis	30	100	30.00	100	30.00	31-12-2016	31-12-2016
ML-002	Design of the Solution	20	20	4.00	20	4.00	17-01-2017	17-01-2017
ML-003	Development of the Solution	25	20	5.00	20	5.00	22-02-2017	22-02-2017
ML-004	User Acceptance of the Solution	10	100	10.00	100	10.00	01-03-2017	01-03-2017
ML-005	Deployment of the solution	10	100	10.00	100	10.00	15-03-2017	15-03-2017
ML-006	Closure of the Project report	5	0	0.00	0	0.00	31-03-2017	31-03-2017
Total		100		59.00		59.00		

Mobility Services



Milestone / Deliverables Status



Cash Flow of the Project



Time Sheet Approval

PROJECTRACKER Company Name: Jack and Jill Brothers Role: Project Manager

Selected Project from home page: Summary Monthly Status Issues Risks Manpower Cost

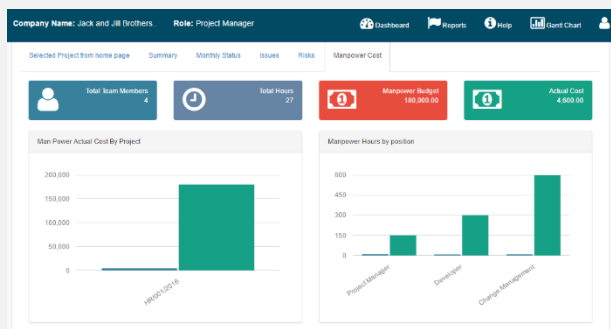
Dashboard Reports Help Gantt Chart

Initial Team Members: 4 Total Hours: 27 Manpower Budget: 100,000.00 Actual Cost: 4,500.00

List Of Approved Time Sheet Here

User ID	Member Name	Position	Code worked	Milestone Name	Task Worked	Rate/Hours	Amount	Status
208071	Carman B	Developer	29-12-2016	Development of the Solution	Development	1805	532	Approved
208071	Carman B	Developer	29-12-2016	Development of the Solution	Development	1805	300	Approved
100091	Tabi Beg	Project Manager	21-12-2016	Business Requirement Definition and Analysis	Project Management	2005	1800	Approved
100091	Tabi Beg	Project Manager	16-01-2017	Business Requirement Definition and Analysis	Project Management	2005	1800	Approved
100081	Imad Farazi	Change Management	14-12-2016	Business Requirement Definition and Analysis	Change Management	2005	800	Approved
100081	Imad Farazi	Change Management	15-12-2016	Development of the Solution	Change Management	2008	1200	Approved
Total							4800	

Time Sheet Dashboard



How you use it

1. Take a Free Trial

Go to www.i-projectracker.com and click on 'Register >> 30 days trial' button. As soon as you have completed the online form, we will receive an email to activate your account. Once your account is activated you may perform the following setup for your project manager as an administrator of your company.

- Create Project Manager user
- Create Domain
- Assign the Project Manager to the domain
- Assign the Project User for the Project to track their project

2. Create a Project

Once the project user is created, Project manager is ready to manage the project by doing the following main activities:

- Create Program/Project
- Create Vendor information
- Create Currency Codes
- Create Stake holders
- Create Project Team members
- Create Milestones and its deliverables
- Upload MS Project
- Create Payment Terms
- Maintain % Completion with the milestone weight
- Post Deliverables
- Send email for deliverable approval to the stakeholders
- Upload all your project related documents at one place

Why it is different

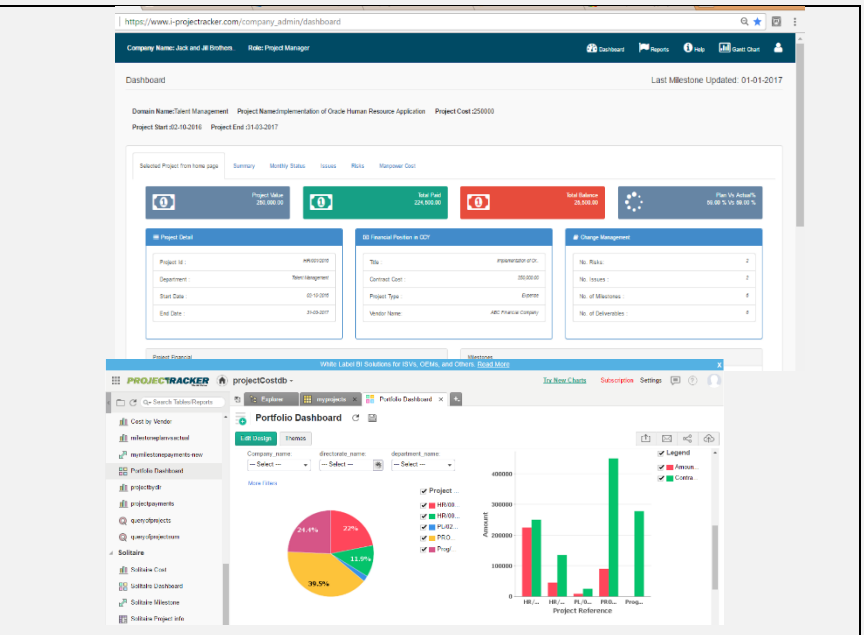
Company's see their Projects being executed under each departments with cost and time spent. Access Level ensures that Project User/Manager sees the project he is assigned by the administrator. All from anywhere through well secured site. What you can get in one place are mainly:

- **Plan your project online**
- **Approve your deliverables online from your email.**
- **Monitor Milestone completion status**
- **Maintain Payment Terms and actual payments.**
- **Various dashboard and reports to give a visual picture of your project**

Project Dashboard

This dashboard shows you whether your project is on track. You can also see milestone, deliverable and task status with the payment status of the project.

The Dashboard is updated on real time, always providing you with a latest view of the project, as it happens. Separate BI tool to generate your reports and dashboard.

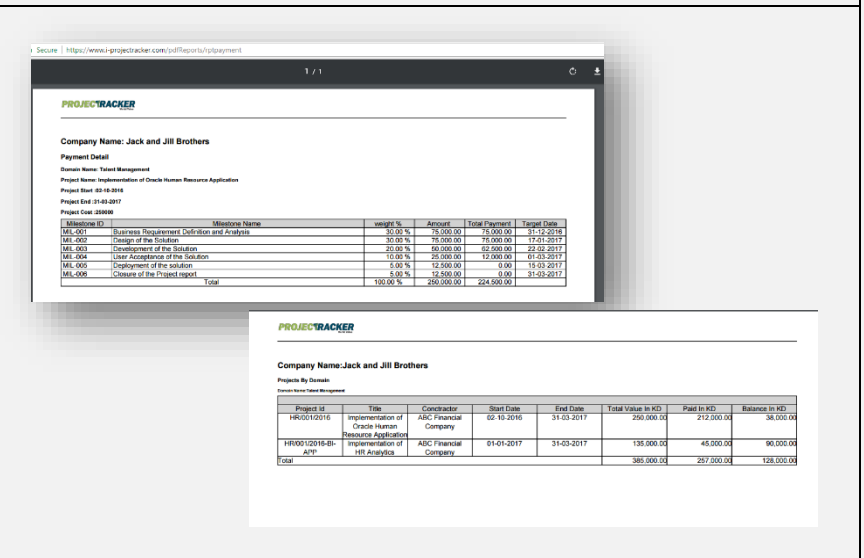


Project Reporting

All the reports needed to monitor the project progress are included in the www.i-projectracker.com.

Some are listed below:

- **Payment Report**
- **Project Schedule**
- **Milestone Status**
- **Deliverables Status**
- **Payment Terms**
- **Pending issues and risks**



Next Step

Take these 3 steps to sign-up to i-projectracker.com:

1. Register for 30 days free trial
2. Create your own projects
3. Sign up to boost your project success

Have questions? Email us at contactus@i-projectracker.com and one of our friendly support staff will be happy to help you.

Kind regards

www.i-projectracker.com

info@i-projectracker.com